


## Product Information

# Power supply

### Combilift 542\_MR

- universal post for customer installed EV point
- post with CEE 16 A 1-phase socket
- post with CEE 16 A 3-phase socket
- post with CEE 32 A 3-phase socket



## Product Overview



### Universal post

- Colour: RAL 1003 (signal yellow) and RAL 7016 (anthracite grey)
- 1.505 x 114 x 83 mm (H x W x D)
- 18,4 kg (without EV point)
- Cable routing through the universal post
- The perfect complement for customer installed charging stations
- Pleasing user friendly design

### Standard scope of supply:


- Universal post including 2 x universal bracket for electric charging stations and 1 x charging cable bracket
- 10 m flexible cable 5 x 6 mm<sup>2</sup>, from the universal post to the customer-provided branch connector
- 10 m communication cable (CAT 6), from the Universal Post to the customer-provided branch connector
- Energy chain

### Customer installed charging infrastructure requirements

- EV point with charging cable (max. 22 kW)
- Electric meter (if required)
- Charge management (if required)
- Sub-distribution including:
  - Cable feed to sub-distribution\*
  - Communication line and network line
  - Cable channel (cable inlet on the wall)
  - Fuse (power contactor/ground fault circuit breaker)
  - 1 x power contactor per EV point
  - Cable 3 x 1,5 mm<sup>2</sup> to enable power contactor
- Connection of all supply lines

\* compliant to local power supply regulations:  
3 phases + N + PE (3-phase current),  
230/400 V, 50 Hz according to  
DIN VDE 0100 sections 410 and 430  
(no permanent load)

## Product Overview



### Post with CEE 16 A 1-phase socket, max. output 3,7 kW

- Colour: RAL 1003 (signal yellow) and RAL 7016 (anthracite grey)
- 803 x 108 x 83 mm (H x B x T)
- 9,2 kg (with CEE 16 A 1-phase socket, max. 3,7 kW)
- Cable inlet through the post with CEE 16 A 1-phase socket
- Pleasing user friendly design

#### Standard scope of supply:


- Post with CEE 16 A 1-phase socket
- 10 m flexible cable 3 x 2,5 mm<sup>2</sup>, from the post to the customer-provided branch connector
- Energy chain

#### Customer installed charging infrastructure requirements

- Electric meter (if required)
- Charge management (if required)
- Sub-distribution including:
  - Cable feed to sub-distribution\*
  - Cable channel (cable inlet on the wall)
  - Fuse (power contactor/ground fault circuit breaker)
  - 1 x power contactor per CEE 16 A 1-phase socket
  - Cable 3 x 1,5 mm<sup>2</sup> to enable power contactor
- Connection of all supply lines

\* compliant to local power supply regulations:  
230 V, 50 Hz according to  
DIN VDE 0100 sections 410 and 430  
(no permanent load)

## Product Overview



### Post with CEE 16 A 3-phase socket, max. output 11 kW

- Colour: RAL 1003 (signal yellow) and RAL 7016 (anthracite grey)
- 803 x 108 x 83 mm (H x B x T)
- 9,2 kg (with CEE 16 A 3-phase socket, max. 11 kW)
- Cable inlet through the post with CEE 16 A 3-phase socket
- Pleasing user friendly design


#### Standard scope of supply:

- Post with CEE 16 A 3-phase socket
- 10 m flexible cable 5 x 2,5 mm<sup>2</sup>, from the post to the customer-provided branch connector
- Energy chain

#### Customer installed charging infrastructure requirements

- Electric meter (if required)
- Charge management (if required)
- Sub-distribution including:
  - Cable feed to sub-distribution
  - Cable channel (cable inlet on the wall)
  - Fuse (power contactor/ground fault circuit breaker)
  - 1 x power contactor per CEE 16 A 3-phase socket
  - Cable 3 x 1,5 mm<sup>2</sup> to enable power contactor
- Connection of all supply lines

## Product Overview



### Post with CEE 32 A 3-phase socket, max. output 22 kW

- Colour: RAL 1003 (signal yellow) and RAL 7016 (anthracite grey)
- 803 x 108 x 83 mm (H x B x T)
- 9,2 kg (with CEE 32 A 3-phase socket, max. 22 kW)
- Cable inlet through the post with CEE 32 A 3-phase socket
- Pleasing user friendly design

#### Standard scope of supply:

- Post with CEE 32 A 3-phase socket
- 10 m flexible cable 5 x 6 mm<sup>2</sup>, from the post to the customer-provided branch connector
- Energy chain

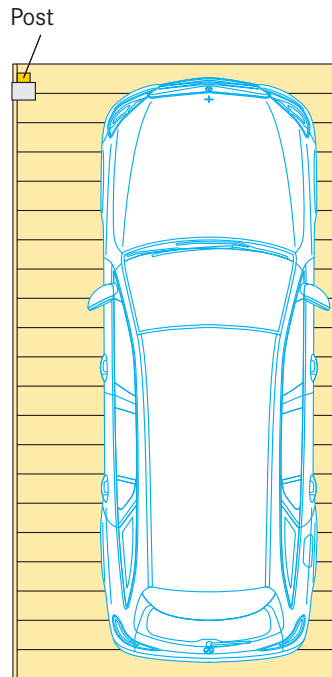
#### Customer installed charging infrastructure requirements

- Electric meter (if required)
- Charge management (if required)
- Sub-distribution including:
  - Cable feed to sub-distribution
  - Cable channel (cable inlet on the wall)
  - Fuse (power contactor/ground fault circuit breaker)
  - 1 x power contactor per CEE 32 A 3-phase socket
  - Cable 3 x 1,5 mm<sup>2</sup> to enable power contactor
- Connection of all supply lines

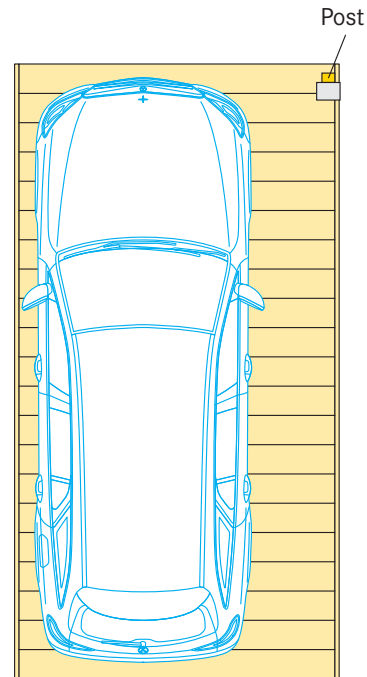
## Standard fixing points

If no other information is available, the post is attached to/on the left side panel for left-hand drive vehicles. For right-hand drive vehicles, the post can also be attached on the right-hand side.

### For left-hand drive vehicles

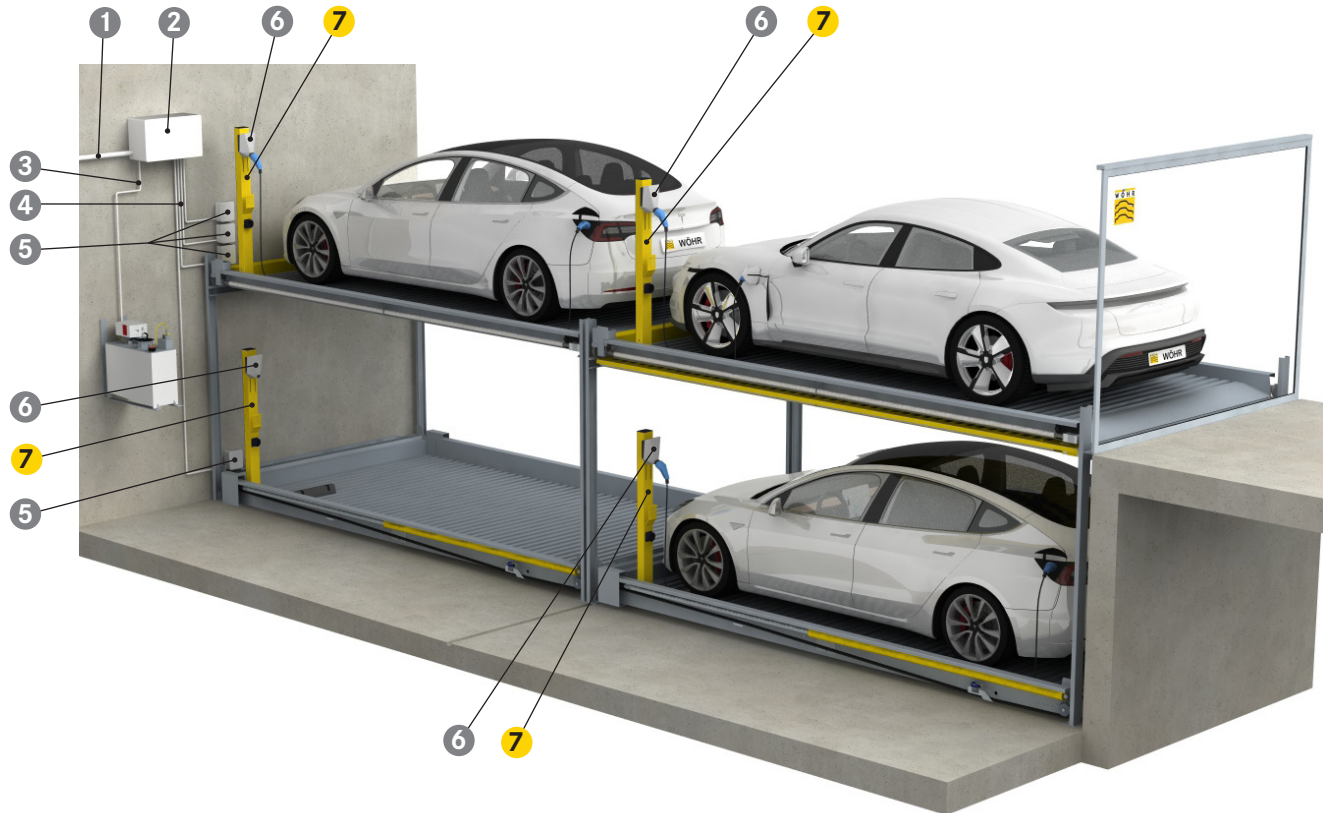


### For right-hand drive vehicles





## Installation diagram for the Universal Post for customer installed EV point on Combilift 542\_MR



### Customer installed charging infrastructure requirements

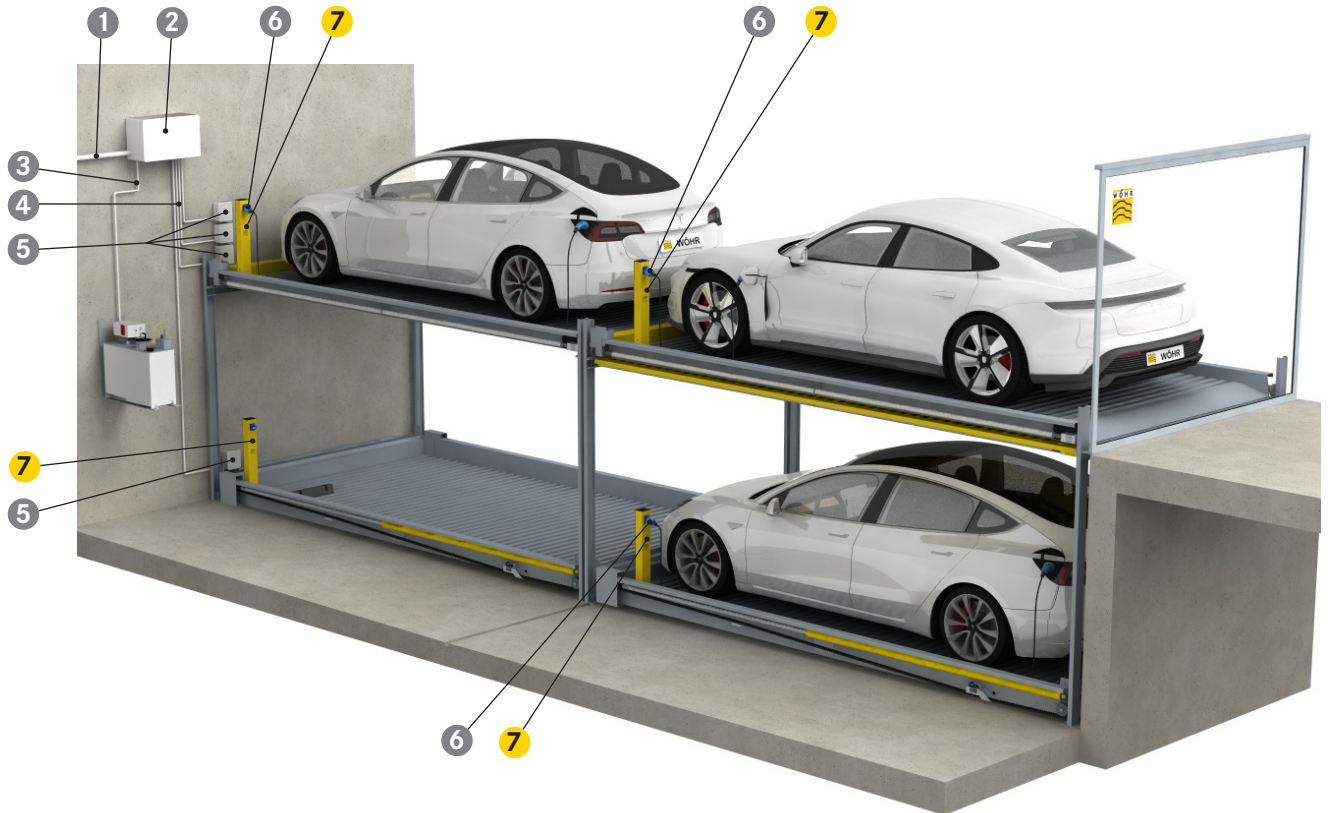
Item	Description
1	Feed cable to the main switch cabinet of the building
2	Sub-distribution with main contactor
3	Control cable 3 x 1,5 mm <sup>2</sup> (max. 1A) to enable power contactor
4	Cable from branch connector to sub-distribution with main contactor
5	Branch connector for EV point
6	EV point with charging cable

### Scope of delivery by WÖHR (unless otherwise specified)

Item	Description
7	Universal post for EV point with energy chain, flexible cable 5 x 6 mm <sup>2</sup> (length 10 m) and flexible communication cable CAT 6 (length 10 m)

We reserve the right to change design details, procedures and standards due to technical progress and environmental requirements.

## Installation diagram for the Post with CEE 16 A / CEE 32 A socket on Combilift 542\_MR



### Customer installed charging infrastructure requirements

Item	Description
1	Feed cable to the main switch cabinet of the building
2	Sub-distribution with main contactor
3	Control cable 3 x 1,5 mm <sup>2</sup> (max. 1A) to enable power contactor
4	Cable from branch connector to sub-distribution with main contactor
5	Branch connector
6	Charging cable

### Scope of delivery by WÖHR (unless otherwise specified)

Item	Description
7	Post with: - CEE 16 A 1-phase socket, energy chain and flexible cable 3 x 2,5 mm <sup>2</sup> or - CEE 16 A 3-phase socket, energy chain and flexible cable 5 x 2,5 mm <sup>2</sup> or - CEE 32 A 3-phase socket, energy chain and flexible cable 5 x 6 mm <sup>2</sup>

We reserve the right to change design details, procedures and standards due to technical progress and environmental requirements.